

English for Schools

PROSPECT

1



Student Book

انکلیسی

پایہ، مقتم
دورہ اول متوطه

وزارت آموزش و پرورش
سازمان پژوهش و برنامه‌ریزی آموزشی



نام کتاب :	انگلیسی (۱) - پایه هفتم دوره اول متوسطه - ۷۱۰
پدیدآورنده :	سازمان پژوهش و برنامه‌ریزی آموزشی
مدیریت برنامه‌ریزی درسی و تألیف :	دفتر تألیف کتاب‌های درسی عمومی و متوسطه نظری
شناسه افزوده برنامه‌ریزی و تألیف :	سید بهنام علوی مقدم (سرگروه تألیف) - سید بهنام علوی مقدم، رضا خیرآبادی، محمدرضا عنانی سراب، الهام فروزنده شهرکی، شهرام خدیر شریبان و نورالله قربانی (اعضای گروه تألیف) - حسن ستایش (ویراستار)
مدیریت آماده‌سازی هنری :	اداره کل نظارت بر نشر و توزیع مواد آموزشی
شناسه افزوده آماده‌سازی :	احمد رضا امینی (مدیر امور فنی و چاپ) - مجید ذاکری یونسی (مدیر هنری) - محمدمهدی ذبیحی فرد (طراح گرافیک، صفحه‌آرا و طراح جلد) - محمدمهدی ذبیحی فرد، محمّد عباسی (عکاسان) - علی نجمی، حسین چراغی، سیده ملک ایزدی، حمید نابت کلاچاهی و ناهید خیام باشی (امور آماده‌سازی)
نشانی سازمان :	تهران : خیابان ایرانشهر شمالی - ساختمان شماره ۴ آموزش و پرورش (شهید موسوی) تلفن : ۸۸۸۳۱۱۶۱-۹، دورنگار : ۸۸۳۰۹۲۶۶، کد پستی : ۱۵۸۴۷۴۷۳۵۹ وبگاه : www.irtextbook.ir و www.chap.sch.ir
ناشر :	شرکت چاپ و نشر کتاب‌های درسی ایران : تهران - کیلومتر ۱۷ جاده مخصوص کرج - خیابان ۶۱ (داروپخش) تلفن : ۴۴۹۸۵۱۶۱-۵، دورنگار : ۴۴۹۸۵۱۶۰، صندوق پستی : ۳۷۵۱۵-۱۳۹
چاپخانه :	شرکت چاپ و نشر کتاب‌های درسی ایران «سهامی خاص»
سال انتشار و نوبت چاپ :	چاپ یازدهم ۱۴۰۲

کلیه حقوق مادی و معنوی این کتاب متعلق به سازمان پژوهش و برنامه‌ریزی آموزشی وزارت آموزش و پرورش است و هرگونه استفاده از کتاب و اجزای آن به صورت چاپی و الکترونیکی و ارائه در پایگاه‌های مجازی، نمایش، اقتباس، تلخیص، تبدیل، ترجمه، عکس برداری، نقاشی، تهیه فیلم و تکثیر به هر شکل و نوع بدون کسب مجوز از این سازمان ممنوع است و متخلفان تحت پیگرد قانونی قرار می‌گیرند.

شابک ۳-۲۲۰۷-۵-۹۶۴-۹۷۸-۳ ISBN 978-964-05-2207-3

بِسْمِ اللَّهِ الرَّحْمَنِ الرَّحِيمِ

IN THE NAME OF ALLAH

اللَّهُمَّ صَلِّ عَلَى مُحَمَّدٍ وَآلِ مُحَمَّدٍ وَعَجِّلْ فَرَجَهُمْ


وَمِنْ آيَاتِهِ خَلْقُ السَّمَاوَاتِ وَالْأَرْضِ وَالاخْتِلافُ اَللِّسِنَاتِكُمْ وَالْوَانِكُمْ، إِنَّ فِي ذَلِكَ لآيَاتٍ لِلْعَالَمِينَ

روم، ۲۲

و از نشانه‌های قدرت خداوند آفرینش آسمان‌ها و زمین و نیز تفاوت زبان‌ها و رنگ‌های شما انسان‌هاست؛ و به تحقیق در همه اینها نشانه‌هایی از حکمت الهی برای دانشمندان نهفته است.

And of Allah's Signs of Power is the creation of the heavens and the earth and also the variation of the languages and the color of you people; verily, in all these are Signs for men of knowledge.

(برگرفته از ترجمه مرحومه دکتر طاهره صفارزاده)



پیش‌تر به زبان (خارجی) احتیاج نبود. امروز احتیاج است. باید زبان‌های زندهٔ دنیا جزء برنامهٔ تبلیغات مدارس باشد... امروز مثل دیروز نیست که صدای ما از ایران بیرون نمی‌رفت. امروز ما می‌توانیم در ایران باشیم و در همه جای دنیا با زبان دیگری تبلیغ کنیم.

امام خمینی «قُدَس سِرُّهُ»



باسمه تعالی

به لطف خداوند متعال و در سایه عنایات حضرت ولی عصر *عجل الله تعالی فرجه الشریف*، امروزه ایران اسلامی، مقتدر و عزتمند، دستاوردهای فراوانی برای تعامل در عرصه‌های مختلف بین‌المللی به ویژه در بخش‌های علمی، فرهنگی و پژوهشی در اختیار دارد. از این رو در این بین، نقش زبان‌های خارجی به عنوان رسانه و ابزار تعامل و تفاهم بین‌المللی اهمیتی روزافزون می‌یابد. با در نظر گرفتن این مهم، نقش نظام رسمی تعلیم و تربیت کشور در آموزش توانایی‌های کاربردی زبان‌های خارجی به نسل آینده‌ساز ایران اسلامی برجسته می‌نماید؛ لذا تهیه و تدوین بسته آموزش زبان انگلیسی، براساس راهنمای برنامه درسی ملی و با توجه به فرهنگ اصیل و هویت ارزشمند اسلامی - ایرانی و توانمندی‌های علمی پژوهشگران کشورمان صورت گرفت. این بسته آموزشی با عنوان English for Schools که حاصل تلاش و کوشش جمع کثیری از صاحب نظران حوزه تعلیم و تربیت از جمله متخصصان زبان‌شناسی، آموزش زبان‌های خارجی، برنامه‌ریزی درسی و ... می‌باشد با رویکرد ارتباطی فعال خودباورانه مطرح در برنامه درسی ملی جمهوری اسلامی ایران تهیه و تدوین شده است. لازم به ذکر است، رویکرد ارتباطی حاکم بر کتاب سال اول متوسطه پایه اول الزاماً بهره‌برداری از نظرات پژوهشگران غربی در حوزه رویکرد و روش ارتباطی نیست؛ در تألیف کتاب حاضر تلاش بر این بوده است تا با بهره‌گیری از نقاط قوت روش ارتباطی به مبانی فرهنگی و تنوع کشور نیز توجه شود.

برخی از ویژگی‌های این بسته آموزشی

کتاب حاضر با رویکرد تولید بسته آموزشی تدوین گردید و شامل کتاب دانش‌آموز، کتاب کار، کتاب معلم، کتاب گویا (فایل صوتی)، فلش کارت معلم و ... است. هر یک از اجزای این بسته تعریف و کارکرد خاص خود را دارد و نمی‌توان از هیچ یک از آنها در فرایند آموزش صرف نظر کرد؛ لذا فراهم آوردن ملزومات استفاده از اجزای بسته آموزشی بسیار حائز اهمیت است (تمامی اجزای بسته آموزشی از طریق وبگاه گروه زبان‌های خارجی در دسترس است). همچنین بسته حاضر به گونه‌ای طراحی شده که قابلیت آموزش در زمان تخصیص یافته به این درس را داشته باشد.

برای نخستین بار در این کتاب به آموزش هم‌زمان هر چهار مهارت ارتباطی (گوش دادن، صحبت کردن، خواندن و نوشتن) توجه شده و هیچ یک از این مهارت‌های چهارگانه به نفع دیگری کنار گذاشته نشده است. البته بدیهی است برخی از مهارت‌ها در کتاب‌های مقطع اول بیشتر در محور توجه قرار گیرند؛ اما لازم است به این نکته توجه داشته باشیم که مجموعه کتاب‌های English for Schools یک مجموعه به هم پیوسته شش جلدی است که قضاوت و بررسی نهایی در مورد آن می‌بایست به صورت مجموعی و کل‌نگرانه انجام گیرد.

یکی از ویژگی‌های کتاب حاضر شیوه آموزش الفبا و سوادآموزی است که با شیوه‌های سنتی و مرسوم در کتاب‌های پیشین تفاوت‌های بنیادین دارد. در آموزش الفبا سعی بر این بود که به شیوه‌ای تلفیقی از نقاط قوت و نیز دستاوردهای رویکردهای نوین آموزش الفبا استفاده گردد. شایان ذکر است هیچ کدام از این رویکردها با وضعیت دانش‌آموزان کشور ما که از سن بالای دوازده سال آغاز به یادگیری زبان خارجی می‌کنند تناسب نداشت؛ لذا تلاش بر این بود تا به شیوه‌ای بومی‌سازی شده از نقاط مثبت رویکردهای مذکور بهره برده شود.

توصیه‌های ضروری

اکیداً توصیه می‌شود دبیران گرامی برای آموزش بهینه این کتاب، ضمن شرکت در دوره‌های ضمن خدمت تخصصی بسته آموزشی جدید، کتاب راهنمای معلم را به دقت مطالعه نموده، به شیوه‌ها و مراحل توصیه شده در این کتاب توجه کافی را مبذول دارند. بسته آموزشی حاضر به جنبه‌های مختلف فرایند آموزش توجه کافی نموده و زمینه لازم را برای تحقق اهداف مورد نظر فراهم کرده است؛ لذا استفاده از هیچ‌گونه کتب کمک آموزشی در کنار این مجموعه ضرورت ندارد. امید است نتیجه این تلاش جمعی زمینه ساز رشد علمی آینده‌سازان میهن اسلامی مان شود. بی‌شک پیشنهادهای و انتقادات سازنده عموم مخاطبان کتاب به ویژه متخصصان و همکاران فرهنگی، پیشرفت و بهبود بسته آموزشی حاضر را به همراه خواهد داشت.

● دبیران محترم و دانش‌آموزان گرامی، برای دریافت کتاب گویا (فایل صوتی) به وبگاه گروه زبان‌های خارجی به نشانی زیر مراجعه نمایند.

گروه زبان‌های خارجی

دفتر تألیف کتاب‌های درسی عمومی و متوسطه نظری

eng-dept.talif.sch.ir

Map of Prospect 1

Welcome			
Lesson	Function	Sounds & Letters	Key Language
Lesson 1 My Name	Introducing yourself Greeting	Aa Kk Mm	Vocabulary: name (first name, last name), Mr., Mrs., Miss Expressions: What's your name? My name is / I am Hello, Hi, Good morning/afternoon How are you (today)? Fine/Great, thanks. How do you spell?
Lesson 2 My Classmates	Asking someone's name Introducing others	Ee Bb Pp	Vocabulary: boy, girl, man, woman, friend, classmate Expressions: Who's that (boy)? He's my (friend) This is my (friend) Nice to meet you. Nice to meet you, too. Sorry, what's your (last) name again? Can you help me, please? I can't spell
Review 1	Lessons 1 - 2		

Lesson	Function	Sounds & Letters	Key Language
Lesson 3 My Age	Talking about your age Talking about dates	Ii Tt Nn	Vocabulary: age, birthday, months of the year, numbers 1 to 31 Expressions: It's my birthday (today). Happy birthday,! How old are you? I'm years old. When's your birthday? (It's) in (Bahman). Really? How do you say this in English?
Lesson 4 My Family	Talking about your family	Uu Ss Gg	Vocabulary: family, mother, father, sister, brother, uncle, aunt, job, mechanic, doctor, nurse, housewife, teacher, dentist, pilot, driver, picture, shopkeeper, numbers 1 to 100 Expressions: How old is your (father)? He's years old. What's your father's job? He's a (mechanic). Can you write it for me, please?
Review 2	Lessons 3 - 4		

Lesson	Function	Sounds & Letters	Key Language
<p>Lesson 5 My Appearance</p>	<p>Talking about appearance</p>	<p>Dd Ll Rr</p>	<p>Vocabulary: tall, short, young, old, suit, shirt, jacket, trousers/ pants, manteau, scarf, chador, shoes, gloves, black, white, red, blue, yellow, green, brown, gray, orange, pink, wear</p> <p>Expressions: Who is (Mr. Davari)? He's the (tall man). / He's the (old man). He's wearing (a gray suit). Which one is (Ladan)? She's wearing (white shoes). What's in English?</p>
<p>Lesson 6 My House</p>	<p>Talking about where people are Talking about what people are doing</p>	<p>Ff Vv Ww</p>	<p>Vocabulary: house, room, bedroom, kitchen, living room, garage, office, lunch, hand, cook, wash, watch, play, read, study, work, come, fix, call</p> <p>Expressions: Where are you/they? I'm/They're in the (kitchen). Where's he/she? (He's/She's) in his/her room. Is he/she in the (garage)? Yes, he/she is. / No, he/she isn't. What are you/they doing? I'm/They're (cooking lunch). What is he/she doing? He/She is (studying). Pardon? Can you say that again?</p>
<p>Review 3</p>	<p>Lessons 5 - 6</p>		

Lesson	Function	Sounds & Letters	Key Language
<p>Lesson 7 My Address</p>	<p>Talking about your address/ phone number Telling the time</p>	<p>Oo Hh Xx Yy</p>	<p>Vocabulary: address, home, street, (tele)phone, number, mobile/ cell phone, call, go, live, visit, time, a.m., p.m., o'clock, evening</p> <p>Expressions:</p> <p>What's (your) address? Where do (you) live? (5, Enghelab Street). What's (your/Mina's) telephone number? What's (your) home/office/mobile number? (It's) (433-7891). What time is it? What time (is) (he) going? (at/around 5 o'clock/a.m./p.m.). (7:30 in the evening). I'm not sure./ I don't know./ I don't understand.</p>
<p>Lesson 8 My Favorite Food</p>	<p>Talking about your favorite food Making suggestions</p>	<p>Cc Jj Qq Zz</p>	<p>Vocabulary: food, drink, hungry, thirsty, favorite bread, rice, kebab, chicken, salad, fruit, juice, orange, dates, cake, milk, tea, water, jelly, quince, coconut, zucchini, feel, like, enough</p> <p>Expressions:</p> <p>What's your favorite food/drink? What do you like to eat/drink? I'd like some (cakes and milk). I am/feel hungry/thirsty. Let's have/take something to eat/drink. How about some (cakes and milk)? How do you say in English?</p>
<p>Review 4</p>	<p>Lessons 7 - 8</p>		
<p>Photo Dictionary</p>			



Calendar



January	February	March	April
1	1	1	1
2	2	2	2
3	3	3	3
4	4	4	4
5	5	5	5
6	6	6	6
7	7	7	7
8	8	8	8
9	9	9	9
10	10	10	10
11	11	11	11
12	12	12	12
13	13	13	13
14	14	14	14
15	15	15	15
16	16	16	16
17	17	17	17
18	18	18	18
19	19	19	19
20	20	20	20
21	21	21	21
22	22	22	22
23	23	23	23
24	24	24	24
25	25	25	25
26	26	26	26
27	27	27	27
28	28	28	28
29	29	29	29
30	30	30	30
31	31	31	31



Welcome

Words

1. Check (✓) the words you know.



2. Can you write (✍) any words in English?

.....
.....

Letters

1. Check (✓) the letters you know.



	Aa	Bb	Cc	
Dd	Ee	Ff	Gg	Hh
Ii	Jj	Kk	Ll	Mm
Nn	Oo	Pp	Qq	Rr
Ss	Tt	Uu	Vv	Ww
	Xx	Yy	Zz	

2. Can you write (✍) your name in English?

.....

Numbers



1. Check (✓) the numbers you know.

1	7	5	8	3	6	4	10	2	9
<input type="checkbox"/>	<input type="checkbox"/>	<input type="checkbox"/>	<input type="checkbox"/>	<input type="checkbox"/>	<input type="checkbox"/>	<input type="checkbox"/>	<input type="checkbox"/>	<input type="checkbox"/>	<input type="checkbox"/>

2. Can you write (✍) your telephone number?

.....



Colors

Say the colors you know.

Six star-shaped objects in different colors (yellow, white, green, black, blue, red) each with paintbrushes next to it.

Classroom Objects

Say the classroom objects you know.



Let's get to know each other

Listen to your teacher. Then talk to know your classmates.

1. My name's
2. What's your name, please?

Lesson 1

My Name

Conversation



Listen to the English teacher greeting his students in class.



Teacher: Hi, class!

Students: Hello, Teacher.

Teacher: Thank you, sit down, please. I'm your English teacher.

My name is Ahmad Karimi.

Now, you tell me your names.

What's your name?

Student 1: My name is Ali Mohammadi.

Teacher: How are you, Ali?

Student 1: Fine, thank you.

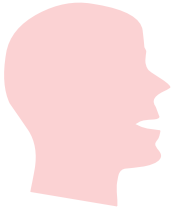
Teacher: And what's your name?

Student 2: My name is



Practice 1 → Greeting

Listen to the examples. Then ask and answer with a classmate/your teacher.



Hi, Ali.

Hello, Maryam.

How are you?

How are you today?

Good morning.

Good afternoon.

Good morning.

Hi, Reza.

Hello, Kimia.

Fine, thanks / thank you.

Great, thanks.

Good morning, Mrs. Azari.

Good afternoon, Miss Moniri.

Good morning, Mr. Ahmadi.



Practice 2 → Introducing Yourself

Listen to the examples. Then ask and answer with a classmate.



What's your name?

My name's Ali.

I'm Ali.

What's your first name?

My first name is Mina.

What's your last name?

My last name is Karimi.



Sounds and Letters



Aa Bb Cc Dd Ee Ff Gg Hh Ii Jj Kk Ll Mm Nn Oo Pp Qq Rr Ss Tt Uu Vv Ww Xx Yy Zz

Listen to the teacher greeting her students in class.

Teacher: Hi, class! I am Moradi, your English teacher.

Class: Hello, Mrs. Moradi.

Teacher: Now you say your names one by one. You, please.
What's your name?

Kimia: I'm Kimia Komijani.

Teacher: Excuse me. How do you spell your last name?

Kimia: Komijani, K-O-M-I-J-A-N-I.

Teacher: Thank you, Kimia. Now, you please say your name.

Student: My name is.....

Can you spell your name?



Talk to Your Teacher
How do you spell



Listening and Reading



Listen to the conversations and check (✓) the correct items.

Conversation	First Name	Last Name
1	Mina <input type="checkbox"/> Azar <input type="checkbox"/> Kimia <input type="checkbox"/>	Momeni <input type="checkbox"/> Ahmadi <input type="checkbox"/> Kabiri <input type="checkbox"/>
2	Ali <input type="checkbox"/> Kamran <input type="checkbox"/> Mahdi <input type="checkbox"/>	Mardani <input type="checkbox"/> Azari <input type="checkbox"/> Karimi <input type="checkbox"/>

Speaking and Writing



Group Work

Talk to three classmates, and fill out the table below.

Your classmates	1	2	3
First name			
Last name			

Your Conversation

Pair Work

Do the conversation.

Student A: Hi, how are you?

Student B:

Student A: My name is

What's your name?

Student B:

Lesson 2

My Classmates

Conversation

Listen to the students talking in the school yard.



- Ali:** Who is that boy?
Parham: That's Erfan. He's our new classmate.
Ali: Let's talk to him.
Parham: Hi, Erfan. This is Ali.
Ali: Nice to meet you, Erfan.
Erfan: Nice to meet you, too.
Ali: Welcome to our school.
Erfan: Thank you.

**Practice 1** ⇨ **Introducing Others**

Listen to the introductions and greetings.



This is my friend Parham.
This is my classmate Parisa.
This is my English teacher Mr. Kamali.



Nice to meet you.
Nice to meet you, too.



Now introduce a friend to the class.

**Practice 2** ⇨ **Asking Someone's Name**

Listen to the examples. In pairs, ask and answer about other students' names.



Who is that boy?
Who is that girl?
Who is that man?
Who is that woman?

He's my friend Erfan.
She's my classmate Parisa.
He's my teacher Mr. Karimi.
She's my teacher Miss/Mrs. Bahrami.



Sounds and Letters



Aa Bb Cc Dd Ee Ff Gg Hh Ii Jj Kk Ll Mm Nn Oo Pp Qq Rr Ss Tt Uu Vv Ww Xx Yy Zz

Listen to the conversation between a student and a librarian.

Librarian: Can I help you?

Student: Yes. Can I have my library card, please?

Librarian: Sure. What's your name?

Student: I'm Parisa Behparvar.

Librarian: Sorry, what's your last name again?

Student: Behparvar. B-E-H-P-A-R-V-A-R.

Librarian: OK. Here's your card.



Talk to Your Teacher

Can you help me, please?

I can't spell



Fill out the card below.

	First name:.....
	Last name:.....
	Phone number:.....
LIBRARY CARD	
75310000123	
A75310	

Listening and Reading



Listen to the conversations and check (✓) the correct items.

Conversation	First Name	Last Name
1	Parisa Bita Elaheh <input type="checkbox"/> <input type="checkbox"/> <input type="checkbox"/>	Bahrami Ebadi Parsa <input type="checkbox"/> <input type="checkbox"/> <input type="checkbox"/>
2	Babak Pedram Ehsan <input type="checkbox"/> <input type="checkbox"/> <input type="checkbox"/>	Ehsani Pakzad Bakeri <input type="checkbox"/> <input type="checkbox"/> <input type="checkbox"/>

Speaking and Writing



Group Work

Talk to your friends and fill out the table below.

Name	The Shortest Name	The Longest Name
First name		
Last name		

Role Play

Group Work

Do the conversation.

Student A: Hi, This is my friend

Student B: Hi, Nice to meet you.

Student C: Nice to meet you, too.

Review 1

Lessons 1 - 2

Introducing Oneself

Check if

a) you can say your first and last name.
My first name is

My last name is

b) you can ask other people's names.
What's your?

Introducing Others

Check if

a) you can introduce a friend to the class.
This is

b) you can greet people.
Nice to

c) you can answer people's greetings.
Nice to

Sounds and Letters

Check if



a) you can spell and write your name.

.....

b) you can say and write one word for each of the following letters.

Aa

.....

Kk

.....

Mm

.....

Ee

.....

Bb

.....

Pp

.....

Lesson 3

My Age

Conversation



Listen to the teacher and her students talking about birthdays.



Teacher: Nargess, when is your birthday?

Nargess: It's in Mehr.

Teacher: Really? How old are you now?

Nargess: I'm 12.

Teacher: What about you, Tahereh?

Tahereh: My birthday is in

**Practice 1** ⇨ Talking about Your Age

Listen to the examples. Then ask and answer with a friend.



How old are you?

I'm 12.

I'm 12 years old.

**Practice 2** ⇨ Talking about Date

Listen to the examples. Then ask and answer with a friend.



When is your birthday?

When's your birthday?

It's in Bahman.

In Bahman.



Sounds and Letters



Aa Bb Cc Dd Ee Ff Gg Hh Ii Jj Kk Ll Mm Nn Oo Pp Qq Rr Ss Tt Uu Vv Ww Xx Yy Zz

Listen to the conversation between two students.

Nader: How old is your brother, Iman?

Iman: He's thirteen.

Nader: Thirty?

Iman: No, thirteen, T-H-I-R-T-E-E-N.

Nader: Oh, I see.

1. Say your age and spell the number.



Talk to Your Teacher

How do you say this in English?



2. Circle the month and day of your birth in the tables below.

Farvardin	Ordibehesht	Khordad
Tir	Mordad	Shahrivar
Mehr	Aban	Azar
Day	Bahman	Esfand

1	2	3	4	5	6	7	8
9	10	11	12	13	14	15	16
17	18	19	20	21	22	23	24
25	26	27	28	29	30	31	

Listening and Reading



Listen to the conversations and check (✓) the correct items.

Conversation	Day	Month
1	11 <input type="checkbox"/> 12 <input type="checkbox"/> 13 <input type="checkbox"/>	Bahman <input type="checkbox"/> Mordad <input type="checkbox"/> Azar <input type="checkbox"/>
2	15 <input type="checkbox"/> 17 <input type="checkbox"/> 19 <input type="checkbox"/>	Tir <input type="checkbox"/> Day <input type="checkbox"/> Mehr <input type="checkbox"/>

Speaking and Writing



Group Work

Ask your classmates and fill out the table below.

Name	Age	Month
Maryam	12	Esfand

Your Conversation

Pair Work

Do the conversation.

You: How old are you?

Your friend: I'm How about you?

You: When's your birthday?

Your friend: It's in What about you?

You:



Lesson 4

My Family

Conversation



Listen to the students talking about their families.



Student 1: Nice picture! Is that your father?

Student 2: Yes, he is.

Student 1: How old is he?

Student 2: 38.

Student 1: What's his job?

Student 2: He's a mechanic.

Student 1: And your mother?

Student 2: She's 35. She is a housewife.



Practice 1 ⇨ Talking about Your Family (Age)

Listen to the examples. Then ask and answer with a friend.



How old is your father?
How old is your mother?
How old is your brother?
How old is your sister?
How old is your uncle?
How old is your aunt?

He's 38 (years old).
She's 35 (years old).
He's 14 (years old).
She's 8 (years old).
He's 45 (years old).
She's 30 (years old).



Practice 2 ⇨ Talking about Your Family (Job)

Listen to the examples. Then ask and answer with a friend.



What is your father's job?
What is your mother's job?
What is his uncle's job?
What is her aunt's job?
What is his job?
What is her job?

He's a mechanic.
She's a housewife.
He's a doctor.
She's a nurse.
He's a teacher.
She's a dentist.



Sounds and Letters



Aa Bb Cc Dd Ee Ff Gg Hh Ii Jj Kk Ll Mm Nn Oo Pp Qq Rr Ss Tt Uu Vv Ww Xx Yy Zz

Listen to the school secretary and a student talking. He's completing a school form for the student.

School Secretary: What's your father's name?

Student: Goodarz Safari.

School Secretary: How do you spell his first name?

Student: That's G-O-O-D-A-R-Z.

School Secretary: Thank you.

Say your father's name and spell it.



Talk to Your Teacher

Can you write it for me, please?





Listening and Reading

Listen to the conversations and check (✓) the correct items.

Conversation	Relationship	Job
1	brother <input type="checkbox"/> father <input type="checkbox"/> uncle <input type="checkbox"/>	teacher <input type="checkbox"/> dentist <input type="checkbox"/> driver <input type="checkbox"/>
2	sister <input type="checkbox"/> aunt <input type="checkbox"/> mother <input type="checkbox"/>	nurse <input type="checkbox"/> housewife <input type="checkbox"/> doctor <input type="checkbox"/>



Speaking and Writing

Group Work

Ask your classmates about their family members and fill out the table below.

Name	Relationship	Age
Saeed	Ali's father	40

Your Conversation

Pair Work

Do the conversation

You: How old is your

Your friend: He's/She's

You: What's job?

Your friend: He's/She's

You: And your

Your friend: He's/She's and is

Review 2

Lessons 3 - 4

Talking about Age and Birthdays

Check if

a) you can say your age.
I am

b) you can ask your friend's age.
How

c) you can say the month of your birth.
My birthday is

d) you can ask the month of your friend's birth.
When's

Talking about your Family

Check if

a) you can introduce your family members.

My 's name is

b) you can say their jobs.

My is a

Sounds and Letters

Check if



a) you can spell and write what your family members do.

Your father's job:

Your mother's job:

Your brother's job:

Your sister's job:

b) you can count from 1 to 20.

c) you can say and write one word for each of the following letters.

Ii

Tt

Nn

Uu

Ss

Gg

Lesson 5

My Appearance

Conversation



Listen to the student and his father talking about the student's teachers at school.



Father: Is that your English teacher?

Student: No, my English teacher is the tall man. He's wearing a gray suit. He's over there.

Father: And which one is your math teacher?

Student: He's wearing a blue suit and a white shirt.

Father: Let's meet your English teacher first.



Practice 1 Talking about Appearance (Height, Clothes, and Color)

Listen to the examples. Then ask and answer with a friend.

Who is Mr. Davoodi?
Who's Mrs. Lari?
Which one is Laleh?
Which one is Reza?

He's the tall man. He's wearing a gray suit.
She's the tall woman. She's wearing a black chador.
She's the tall girl. She's wearing a brown scarf.
He's the short boy. He's wearing a white shirt.



Practice 2 Talking about Appearance (Age, Clothes, and Color)

Listen to the examples. Then ask and answer with a friend.

Who is Mr. Lotfi?
Who's Mrs. Danesh?
Which one is Dorna?
Which one is your teacher?

He's the old man. He's wearing a green jacket.
She's the old woman. She's wearing a brown manteau.
She's the young girl. She's wearing a gray scarf.
He's the young man. He's wearing a blue suit.

blue red yellow green brown
black white gray orange pink



shirt trousers jacket suit
(Pants)



chador manteau scarf shoes

Sounds and Letters



Aa Bb Cc Dd Ee Ff Gg Hh Ii Jj Kk Ll Mm Nn Oo Pp Qq Rr Ss Tt Uu Vv Ww Xx Yy Zz

Listen to the student and her teacher talking.

Student: Excuse me, teacher? What's چادر in English?

Teacher: Chador.

Student: And دستکش ?

Teacher: Gloves.

Student: And how do you spell them?

Teacher: C-H-A-D-O-R, and G-L-O-V-E-S.

Now say the words for clothing items in English and spell them.



Talk to Your Teacher

What's in English?



Listening and Reading



Listen to the conversations and check (✓) the correct items.

Conversation	Height	Clothes	Color
1	tall <input type="checkbox"/> short <input type="checkbox"/>	suit <input type="checkbox"/> T-shirt <input type="checkbox"/>	brown <input type="checkbox"/> blue <input type="checkbox"/>
2	tall <input type="checkbox"/> short <input type="checkbox"/>	chador <input type="checkbox"/> manteau <input type="checkbox"/>	black <input type="checkbox"/> gray <input type="checkbox"/>

Speaking and Writing



Group Work

Ask your classmates about their family members and fill out the table below.

Name	Relationship	Age	Height
Rahman	Ali's uncle	42	tall

Your Conversation

Pair Work

Ask and answer with a friend about other classmates.

You: Who is that

Your friend: Which one?

You: He's/She's wearing

Your friend: He's/She's

Lesson 6

My House

Conversation



Listen to Farid and his mother talking at home.



Farid: Mom, where are you?

Mom: I'm in the kitchen.

Farid: Hello. Where's Dad?

Mom: In the garage.

Farid: What's he doing? I'm so hungry.

Mom: OK, wash your hands and come for lunch.

I'll call Dad; he's fixing the car.

Farid: OK.



Practice 1 ⇨ Talking about Where People Are

Listen to the examples. Then ask and answer with a friend.



Where are you?
Where is he?
Where is she?
Where are they?

I'm in the bedroom.
He's in the living room.
She is in her office.
They're in the garage.



Practice 2 ⇨ Talking about What People Are Doing

Listen to the examples. Then ask and answer with a friend.



What are you doing?
What is he doing?
What is she doing?
What are they doing?

I'm cooking.
He's watching TV.
She's reading a book.
They're playing football.



Sounds and Letters



Aa Bb Cc Dd Ee Ff Gg Hh Ii Jj Kk Ll Mm Nn Oo Pp Qq Rr Ss Tt Uu Vv Ww Xx Yy Zz

Listen to the conversation between Fatemeh and her teacher.

Teacher: Fatemeh, look at this picture. What's the man doing?

Fatemeh: He's working*.

Teacher: Say it again.

Fatemeh: He's working*.

Teacher: He's working. It's /w/, not /v/.

Do you know any other words in English with the letter w?

Example: window, wall, ...



Talk to Your Teacher

Pardon? Can you say that again?



* Wrong Pronunciation

Listening and Reading



Listen to the conversations and check (✓) the correct items.

Conversation	Where	What... doing
1	kitchen garden bedroom <input type="checkbox"/> <input type="checkbox"/> <input type="checkbox"/>	cooking working studying <input type="checkbox"/> <input type="checkbox"/> <input type="checkbox"/>
2	kitchen office garage <input type="checkbox"/> <input type="checkbox"/> <input type="checkbox"/>	washing working reading <input type="checkbox"/> <input type="checkbox"/> <input type="checkbox"/>

Speaking and Writing



Pair Work

Say the name of a classmate. Your partner says what he/she is doing. Then change roles. Fill out the table below.

Name	What... doing
Fatemeh	reading a book

Your Conversation

Pair Work

Ask and answer with a friend using mime.

You: What am I doing?

Your friend: You're

You: No, that's not correct.

Your friend: Are you

You: Yes.

Review 3

Lessons 5 - 6

Talking about Appearance

Check if

a) you can say what you look like (height and clothes).

I am

I am wearing

b) you can describe your friend's appearance (age, clothes, and color).

He/She is

Naming Parts of a House

Check if

you can name four places in your house.

.....
.....
.....
.....

Talking about What You Are Doing

Check if

you can say what people around you are doing now.

(Ali) is

(Maryam and Nahid) are

.....

Sounds and Letters



a) you can spell and write the names of 4 famous people.

.....
.....

b) you can say and write one word for each of the following letters.

LI
.....

Dd
.....

Rr
.....

Ff
.....

Vv
.....

Ww
.....

Lesson 7

My Address

Conversation



Listen to the students talking about going to a friend's house.



Omid: Ali's not well. I'm going to visit him today.
Are you coming with me?

Hossein: What time are you going?

Omid: Around 5 in the afternoon.

Hossein: I'm not sure I can, but I'll try. What's his address?

Omid: 5 Azadi Street.

Hossein: Call me before you go. My phone number is 586-2144.

Omid: OK, bye.


**Practice 1** ⇨ Talking about Your Address

Listen to the examples. Then ask and answer with a friend.



What's your address?
Where do you live?
What's his address?
What's her address?
What's their address?

15 Shahid Hakim Street, Manzarieh.
24 Laleh Street, Sa'dieh.
39 Kargar Street, Baharestan.
67 Mahan Street.
81 Farnam Street.

**Practice 2** ⇨ Talking about Your Telephone Number

Listen to the examples. Then ask and answer with a friend.



What's your telephone number?
What's Ali's home number?
What's his mobile phone number?
What's her office phone number?
What's their telephone number?

433-7891
652-0796
0925-3345462
213-4561
598-9863

**Practice 3** ⇨ Telling the Time

Listen to the examples. Then ask and answer with a friend.



What time is it?
What time are you going?
What time is he going?
What time is she coming back?
What time are they leaving?

10 (O'clock).
At 5:45 in the afternoon/p.m.
8:20 in the morning/a.m.
7:15 in the evening/p.m.
At 9:30



Sounds and Letters



Aa Bb Cc Dd Ee Ff Gg Hh Ii Jj Kk Ll Mm Nn Oo Pp Qq Rr Ss Tt Uu Vv Ww Xx Yy Zz

Listen to the man giving his contact information to a secretary.

Secretary: What's your phone number?

Man: It's 344-5302.

Secretary: And your e-mail address?

Man: h-omidi60@xymail.com

Say your e-mail address and spell it.



Talk to Your Teacher

I don't know. / I'm not sure.

I don't understand.





Listening and Reading

Listen to the conversations and check (✓) the correct items.

Conversation	Address	Telephone Number
1	13 Aban Street <input type="checkbox"/>	623-4521 <input type="checkbox"/>
	30 Mahan Street <input type="checkbox"/>	623-3512 <input type="checkbox"/>
2	15 Hejab Street <input type="checkbox"/>	544-3329 <input type="checkbox"/>
	50 Shahed Street <input type="checkbox"/>	544-4139 <input type="checkbox"/>

Speaking and Writing



Pair Work

Suppose you and your friend are in an office. You are the secretary. Ask your friend about his/her address and telephone number. Then change roles. Fill out the table below.

Name	Address	Telephone Number
Hamid	12 Namdar Street, Hafezieh	786-4523

Your Conversation

Pair Work

Do the conversation

You: I'm going to visit this
Are you coming with me?

Your friend: What time are you going?

You: in the

Your friend: I'm not sure I can, but I'll try. What's address?

You:

Your friend: Call me before you go. My phone number is

You: OK, bye.

Lesson 8

My Favorite Food

Conversation



Listen to the students talking about their favorite food.



Student 1: Look, it's enough. I'm hungry. How about you?

Student 2: Me, too. Let's have some cake and milk.

Student 1: Sounds good, but I'd like some tea with my cake.

That's my favorite!

Student 2: OK, let's go to the kitchen. Mom?



Practice 1 Talking about Your Favorite Food and Drinks

Listen to the examples. Then ask and answer with a friend.



What's your favorite food?
What's your favorite drink?
What do you like to eat/drink?

Rice and kebab.
Orange juice.
Some cake and milk.



bread



rice



kebab



chicken



salad



fruit



dates



cake



milk



tea



Practice 2 Making Suggestions

Listen to the examples. Then practice with a friend.



I'm hungry.
I'm thirsty.
I feel hungry/thirsty.

How about some cake and milk?
Let's have something to drink.
Let's take something to eat/drink.



Sounds and Letters



Aa Bb Cc Dd Ee Ff Gg Hh Ii Jj Kk Ll Mm Nn Oo Pp Qq Rr Ss Tt Uu Vv Ww Xx Yy Zz

Listen to the conversation between Majid and his English teacher.

Majid: Excuse me, sir? How do you say these words in English?

كدو , نارگیل , ژله , and بیہ ؟

Teacher: Coconut, C-O-C-O-N-U-T for نارگیل , jelly, J-E-L-L-Y for ژله , quince, Q-U-I-N-C-E for بیہ , and zucchini, Z-U-C-C-H-I-N-I for كدو .

Majid: Thank you.

Say English words for food and drinks and spell them.



Talk to Your Teacher

How do you say in English?



Listening and Reading



Listen to the conversations and check (✓) the correct items.

Conversation	Food	Drink
1	rice <input type="checkbox"/> chicken <input type="checkbox"/> kebab <input type="checkbox"/>	milk <input type="checkbox"/> tea <input type="checkbox"/> water <input type="checkbox"/>
2	cake <input type="checkbox"/> dates <input type="checkbox"/> fruit <input type="checkbox"/>	milk <input type="checkbox"/> tea <input type="checkbox"/> water <input type="checkbox"/>

Speaking and Writing



Group Work

Ask your classmates about what they like to eat and drink and fill out the table below.

Name	Food	Drink
Zohreh	rice and kebab	water

Your Conversation

Pair Work

Do the conversation

You: I'm hungry. How

Your Friend: Me, too. Let's have

You: Sounds good, but I'd like

That's my favorite!

Your Friend: OK, let's go

Review 4

Lessons 7 - 8

Talking about Your Address

Check if

a) you can say your home address.
My address is

b) you can say your home/mobile phone number.
My phone number is

c) you can ask your friend's address and telephone number.
What

Talking about Your Favorite Food

Check if

a) you can say your favorite food.
My favorite is

b) you can ask your friend about his/her favorite food.
What

c) you can suggest your friend have something to eat or drink.
Let's

How

Telling the Time

Check if

a) you can say what time it is now.
It is

b) you can ask your friend the time.
What

Photo Dictionary



Welcome



school



classroom



door



blackboard



desk



chair



pen



pencil




book



notebook



ruler



dictionary



eraser



bag



pencil sharpener



backpack



marker



bench



pencil case

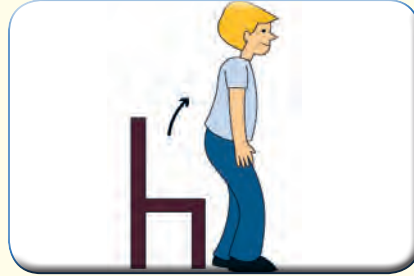


chalk

Lessons 1 & 2



sit down



stand up



boy



girl



man



woman




teacher



student



library



library card



Lesson 3

	
Saturday	Thursday
	
Sunday	Friday
	
Monday	date
	
Tuesday	month
	
Wednesday	year

	
January	July
	
February	August
	
March	September
	
April	October
	
May	November
	
June	December

1	7
one	seven
2	8
two	eight
3	9
three	nine
4	10
four	ten
5	11
five	eleven
6	12
six	twelve

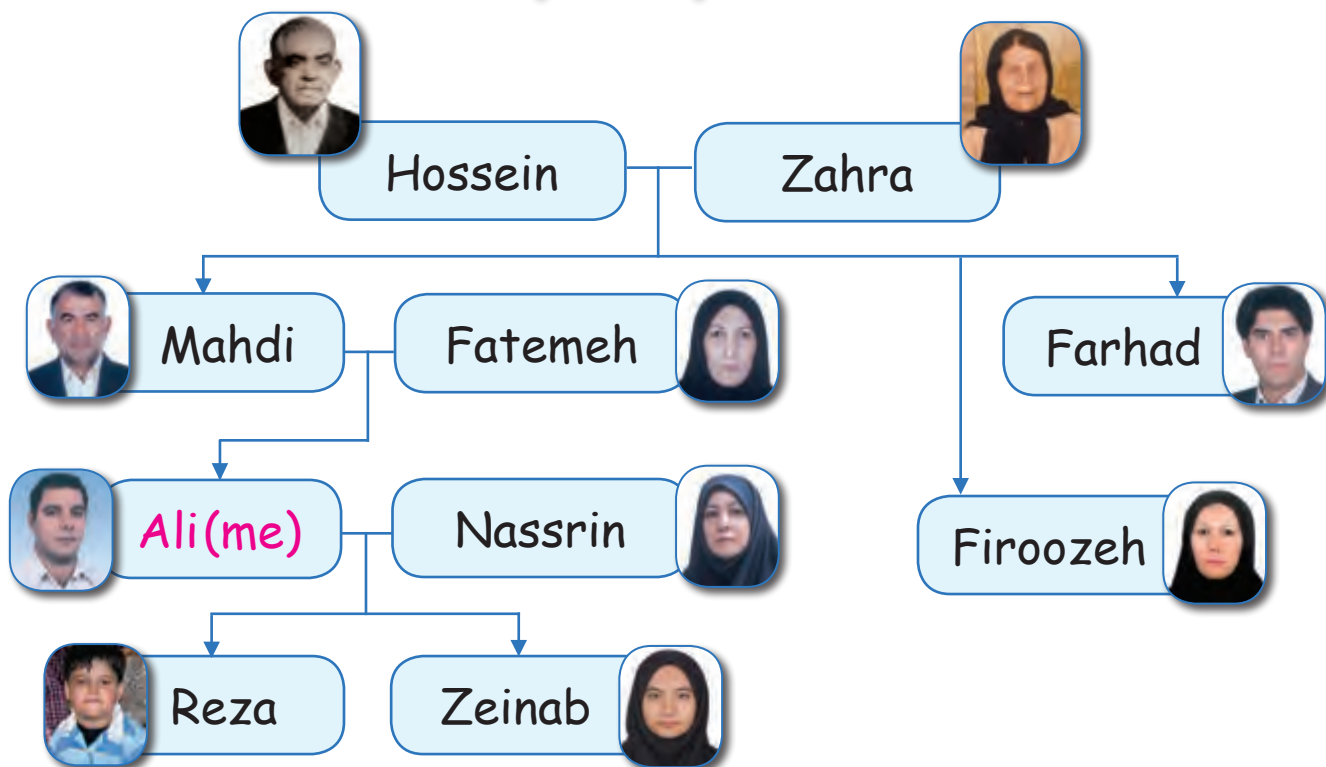
13	18
thirteen	eighteen
14	19
fourteen	nineteen
15	20
fifteen	twenty
16	30
sixteen	thirty
17	40
seventeen	forty

50	80
fifty	eighty
60	90
sixty	ninety
70	100
seventy	one hundred



Lesson 4

My Family Tree



1. Hossein is my grandfather.
2. Zahra is my grandmother.
3. Fatemeh is my mother.
4. Mahdi is my father.
5. Firoozeh is my aunt.
6. Farhad is my uncle.
7. Nassrin is my wife.
8. Reza is my son.
9. Zeinab is my daughter.



engineer



painter



farmer



florist



policeman



employee



postman



waiter



teacher



mechanic



doctor



shopkeeper



dentist



pilot



nurse



baker



driver



worker



cook

Lesson 5



tall



sandals



short



sunglasses



socks



belt



gloves



coat



sweater



glasses



dress



chador



cap



scarf



suit



manteau



jacket



trousers











T-shirt



shoes



shirt

	
yellow	black
	
blue	white
	
green	gray
	
red	orange



brown




pink

Colors



Lesson 6



living room




stairs




bedroom



kitchen



bathroom



garage



flat/apartment




villa



tower



bookcase



blanket



clock



table



computer



television



mirror



radio



comb



newspaper



cooking



playing



washing



fixing



watching



working



reading



eating









studying



drinking




Lesson 7

	
<p>office</p>	<p>call</p>
	
<p>2 o'clock</p>	<p>2:15</p>
	
<p>2:30</p>	<p>2:45</p>



telephone



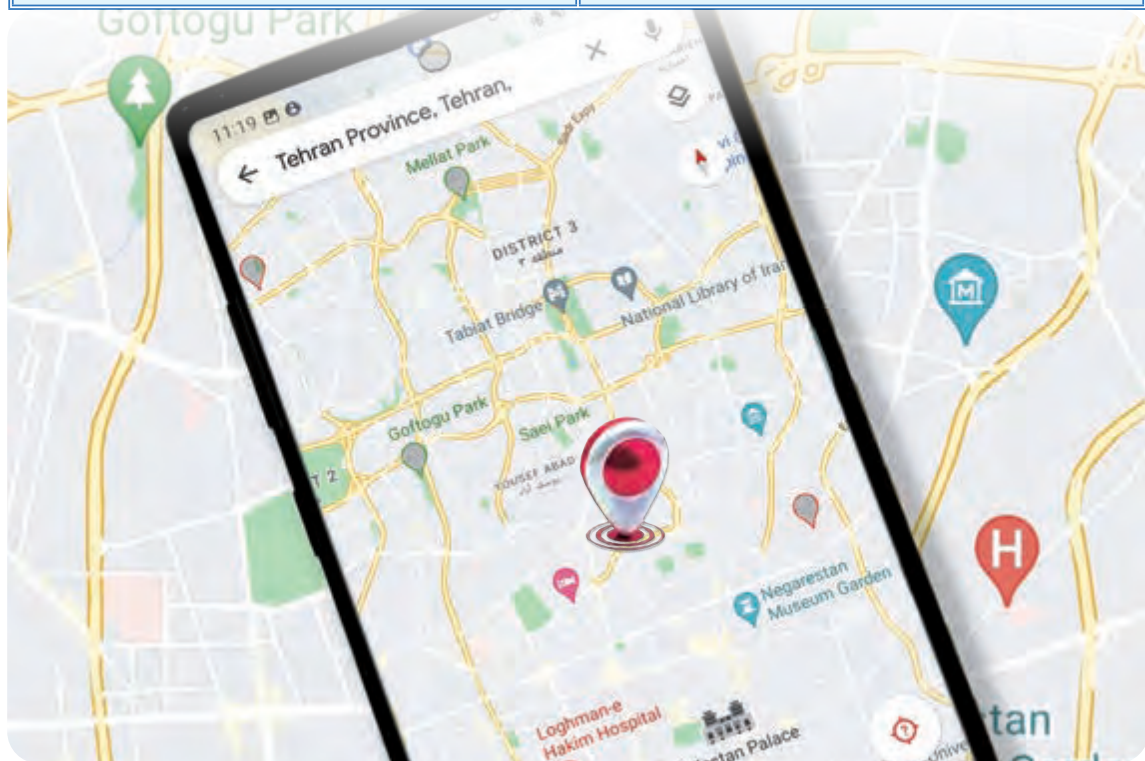
mobile phone (cell phone)









street



e-mail address



Lesson 8

	
apple	carrot
	
orange juice	onion
	
banana	potato



quince



tomato



zucchini



jelly



water



yoghurt



egg



honey



cheese



fish



coconut




spaghetti



pineapple



ice-cream



bread



fruit



rice



dates



kebab



cake



chicken



milk



salad



tea

